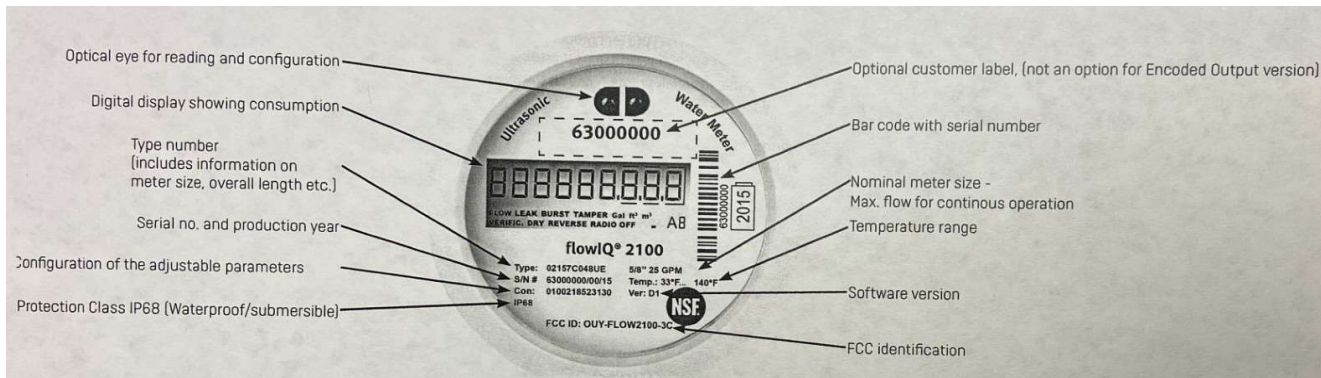


Meters in the district:














Majority of the meters will flash different codes that look like these:

Info codes:

- **Flow:** water is flowing through meter
- **Leak:** small leak detected
- **Burst:** bad leak detected
- **Dry:** meter has no water in it
- **Tamper:** meter has been physically abused
- **Reverse:** flow of water reversed

If the first 4 numbers of your meter start with 1008.... Your warning icons will look like this:

Info code flashes in the display	Meaning
Flow	 The three segments will switch on alternately to indicate flow in the meter
Backflow	 Indication if there is reverse flow
Leak	 The water has not been stagnant in the meter during the past 24 hours. This can be a sign of a leaky faucet or toilet.
Burst	 The water flow has exceeded a pre-programmed limit for a minimum of 30 minutes, which is a sign of a burst pipe.
Dry	 The meter is not water-filled.
Tamper	 Attempt of fraud. The meter is no longer valid for billing purposes.
Radio OFF	 The meter is still in transport mode with the built-in radio transmitter turned off. The transmitter turns on automatically when the first 1/4 gallon of water has run through the meter.
Flow unit	 Indicates the configured flow unit.
Battery	 Indication of the battery state.
Active meter indication	 A small square is flashing to indicate that the meter is active.
Meter adjustment	 If the meter has been dismantled, tested and the basic flow measurement has been adjusted this info code will appear.